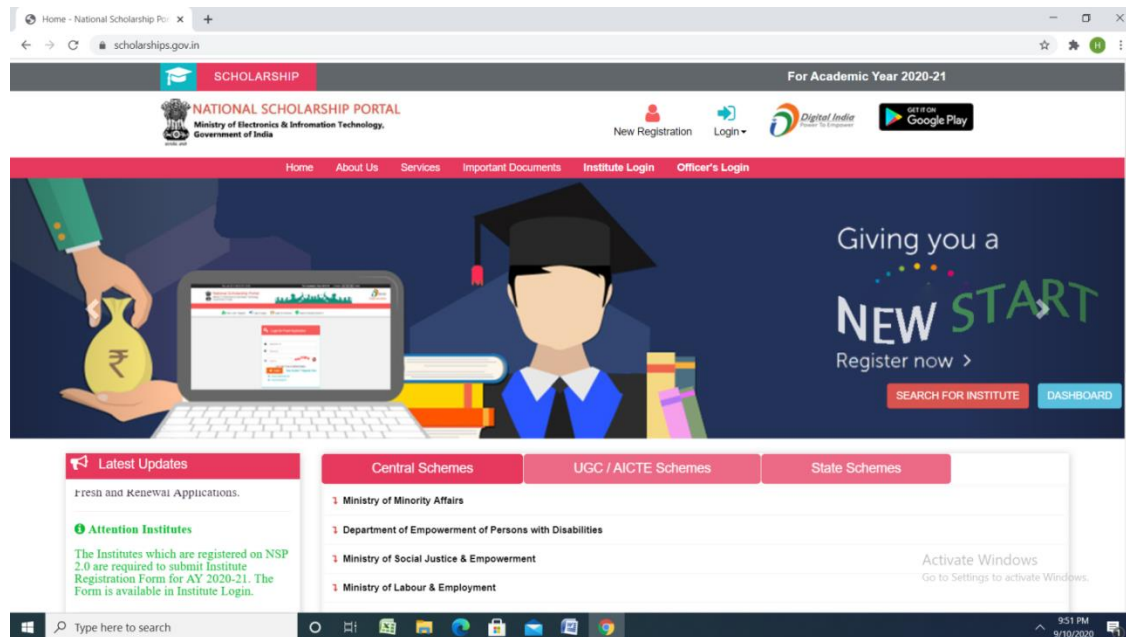


National scholarship portal

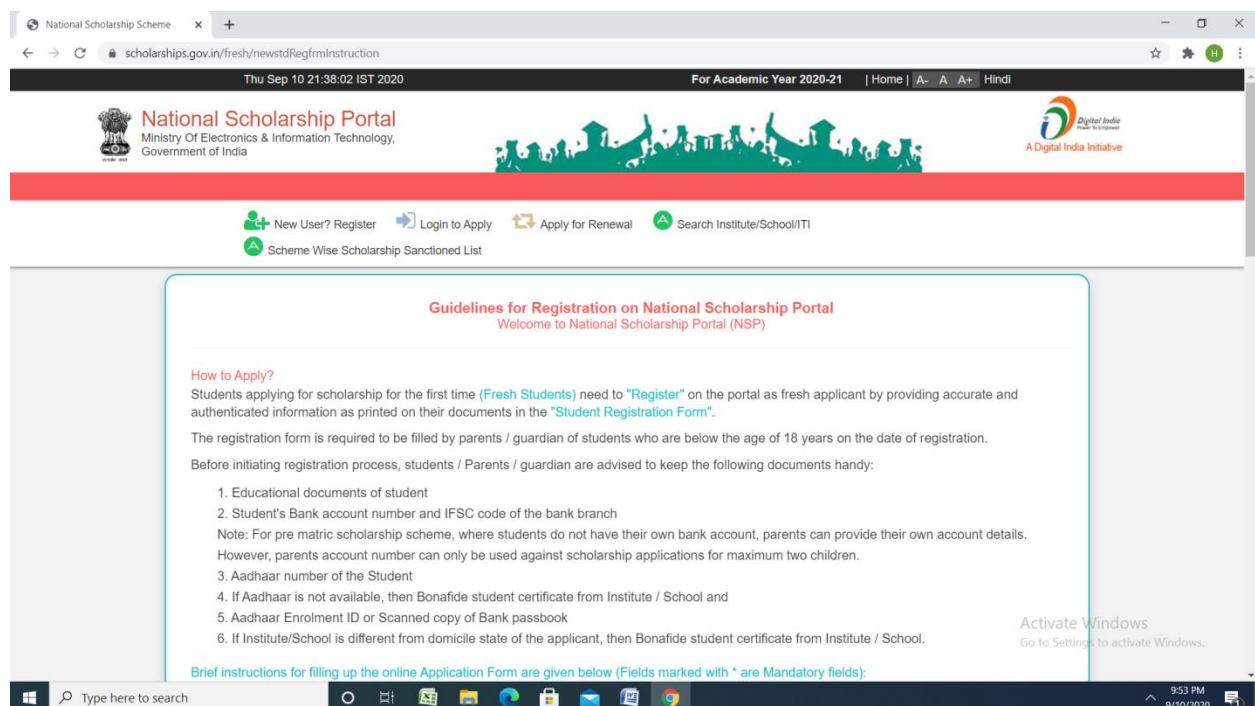
<https://scholarships.gov.in/>



New user

Click new registration

Click register - Fill all the details



National Scholarship Scheme x +

scholarships.gov.in/fresh/newstdRegfrmInstruction

Brief instructions for filling up the online Application Form are given below (Fields marked with * are Mandatory fields):

1. Date of Birth (DOB)*	Provide DOB as printed in educational certificates.
2. State of Domicile*	Domicile state means the state in which students have their permanent address. Students are required to provide their domicile state correctly as the "Application Id" allotted to them will be based on domicile state. This application Id will also be used as "Login Id" on the portal and for future references. Once allotted the student will not be allowed to change the domicile State under any circumstances. The student needs to provide a Bonafide Certificate in the prescribed proforma if the Students domicile state is different from the state of Institute/School, he/she is studying.
3. Scholarship Category*	Scholarship schemes are divided in following major categories described below (Students are required to select the relevant category based on their class/course in which they are studying): 2.1 Pre-Matric Scholarship Scheme: For students studying from Class 1st to Class 10th. 2.2 Post - Matric Scholarship scheme/Top Class Scholarship Scheme/Merit Cum Means Scholarship Scheme: For students studying from Class 11th, 12th and above including Courses like ITI, B.SC, B. Com., B. Tech, Medical /students studying top level colleges such as IITs and IIMs/ students doing Technical and Professional courses etc. (Attach a hyperlink mentioning details of schemes of different Ministries)
4. Name of Student*	Provide name as printed in educational certificates. For students applying for Post Matric, Top Class and MCM scholarship scheme preferably provide name as printed in class 10th certificate. For students providing Aadhaar number to ensure that your name is correct in your Aadhaar card.
5. Mobile Number*	Provide correct and authenticated mobile number, as all the communications and One-time passwords related to portal activities will be sent as SMS on this mobile number. (i) In case of Post Matric, Top Class and MCM scholarship scheme only one registration is allowed with one mobile number. (ii) For pre-matric scholarship scheme, where students do not have mobile number, parents' mobile number can be provided. The parents' mobile number can only be used for filling scholarship applications for maximum of their two children only.
6. Email Id	Provide correct and authenticated email id, as all the communications and One-time passwords related to portal

Windows 10 Taskbar: Type here to search, 9:54 PM 9/10/2020

National Scholarship Scheme x +

scholarships.gov.in/fresh/newstdRegfrmInstruction

	children only.
6. Email Id	Provide correct and authenticated email id, as all the communications and One-time passwords related to portal activities will be sent on this email Id.
7. Bank account details	Provide active bank account number and IFSC code of the bank branch of the student. The name of bank will be automatically mentioned based on your IFSC code. If not, then write it as printed on the bank passbook. In case of Post Matric, Top Class and MCM scholarship scheme one registration must be done with one bank account number. Whereas, for pre matric scholarship scheme, where students do not have their own bank account number parent's account number can be used. However, parent's account number can only be provided for maximum of their two children.
8. Identification Details	Select and provide the information in this field very carefully. You are required to select one of the following methods for identification details: 7.1 Aadhaar Number: Students who have Aadhaar number are required to provide 12-digit Aadhaar number as printed on Aadhaar card. Upon submitting the registration form, the system will match the personal identification details of the applicant with the Aadhaar records. Only one registration is allowed with one Aadhaar number. However, if multiple applications of a student are found in the system at a later stage, all his/her applications are liable to be rejected. It may be noted that your Aadhaar Number could also be used for crediting scholarship amount in the bank account linked* to your Aadhaar number in fast track mode. For all such cases, where student does not possess Aadhaar, he is required to provide a bonafide certificate issued by his Institute/School in the prescribed proforma along-with Aadhaar enrolment number or scanned copy of first page of his Bank passbook (containing the photograph of the applicant) *To link your bank account with Aadhaar number for receiving scholarship in the same, please visit your bank branch and submit a "bank consent form for receiving DBT". You can check which bank is linked to your Aadhaar number on NPCI mapper here https://resident.uidai.gov.in/bank-mapper or through Aadhaar-enabled micro-ATM machine of any of these banks.

Important Note:

Windows 10 Taskbar: Type here to search, 9:55 PM 9/10/2020

National Scholarship Scheme x +

scholarships.gov.in/fresh/newstdRegfrminstruction

Only one registration is allowed with one Aadhaar number. However, if multiple applications of a student are found in the system at a later stage, all his/her applications are liable to be rejected.

It may be noted that your Aadhaar Number could also be used for crediting scholarship amount in the bank account linked* to your Aadhaar number in fast track mode.

For all such cases, where student does not possess Aadhaar, he is required to provide a bonafide certificate issued by his Institute/School in the prescribed proforma along-with Aadhaar enrolment number or scanned copy of first page of his Bank passbook (containing the photograph of the applicant)

*To link your bank account with Aadhaar number for receiving scholarship in the same, please visit your bank branch and submit a "bank consent form for receiving DBT". You can check which bank is linked to your Aadhaar number on NPCI mapper here <https://resident.uidai.gov.in/bank-mapper> or through Aadhaar-enabled micro-ATM machine of any of these banks.

Important Note:

1. After submitting the application, the default login id and password to log into NSP portal will be sent to the provided mobile number. In case the password is not received, the option for forgot password at login page shall be used.
2. Students are advised to provide "Annual Family Income" as per the Income Certificate issued by competent authority in their scholarship application.

Undertaking By Applicant or Parents/Guardian (In Case of Minor)

I agree to the following: /मैं निम्नलिखित के लिए सहमत हूँ

- ☐ I have read and understood the guidelines for registration.
मैंने पंजीकरण के लिए दिशानिर्देशों को पढ़ा और समझा है:
- ☐ I am aware that if more than one application is found to be filled (fresh or renewal), all my/my child's/ward's applications are liable to be rejected.
मैं जागरूक हूँ कि यदि एक से अधिक आवेदन भरे हुए (ताज़ा या नवीनीकरण) पाए जाते हैं, तो मेरे सभी आवेदन अस्वीकार कर दिए जाने योग्य हैं।
- ☐ I am aware that my bank account details may be changed only once after due process in accordance with the provisions of the process.
मैं जागरूक हूँ कि मेरे द्वारा प्रदान किए गए बैंक खाते के विवरण में किसी भी बदलाव प्रावधानों के अनुसार नियत प्रक्रिया के बाद केवल एक बार किया जा सकता है।

Continue....

Activate Windows
Go to Settings to activate Windows.

Type here to search

9:55 PM
9/10/2020

Click – log in-Fresh 20-21

Home - National Scholarship Po x +

scholarships.gov.in

SCHOLARSHIP

For Academic Year 2020-21

NATIONAL SCHOLARSHIP PORTAL
Ministry of Electronics & Information Technology,
Government of India

New Registration Login

Digital India
Power To Empower

Get it on Google Play

Home About Us Services Important Documents Institute Log

Fresh 2020-21
Fresh 2019-20
Fresh 2018-19
Fresh 2017-18
Renewal 2020-21
Renewal 2019-20
Renewal 2018-19
Renewal 2017-18

Giving you a
NEW START
Register now >

SEARCH FOR INSTITUTE DASHBOARD

Latest Updates

Central Schemes

UGC / AICTE Schemes

State Schemes

1 Ministry of Minority Affairs

1 Department of Empowerment of Persons with Disabilities

1 Ministry of Social Justice & Empowerment

1 Ministry of Labour & Employment

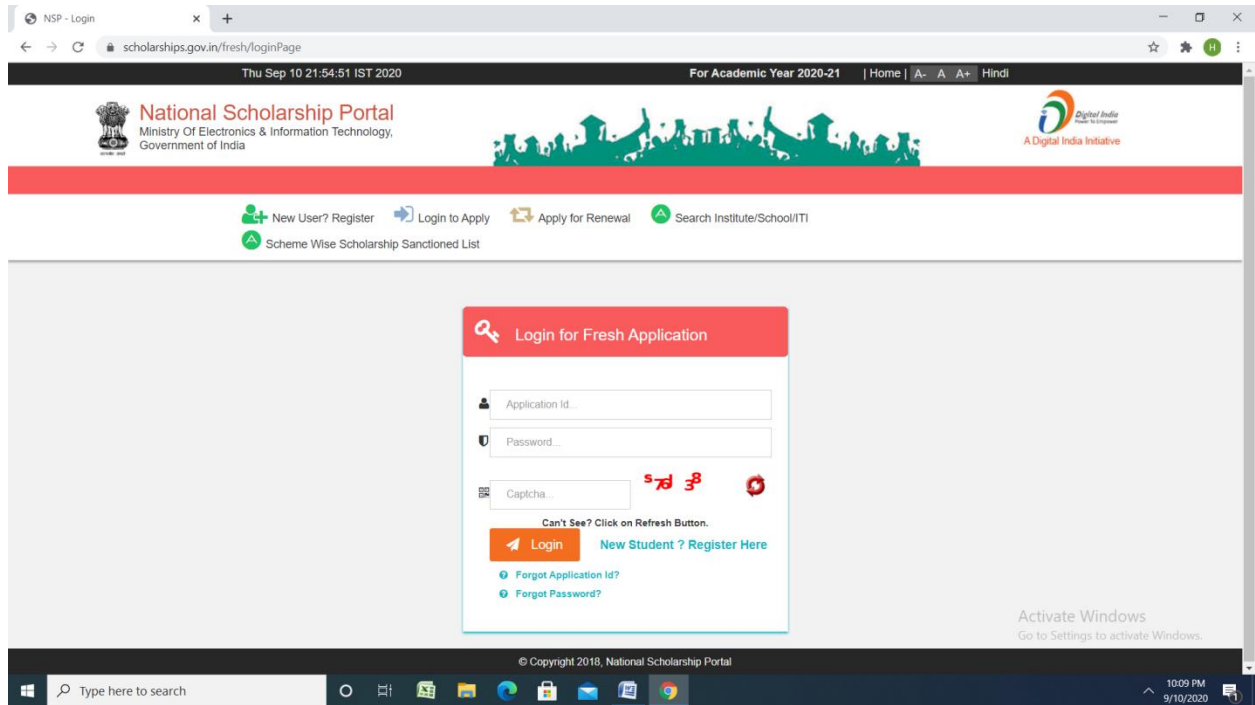
Attention Institutes

The Institutes which are registered on NSP are required to submit Institute

Activate Windows
Go to Settings to activate Windows.

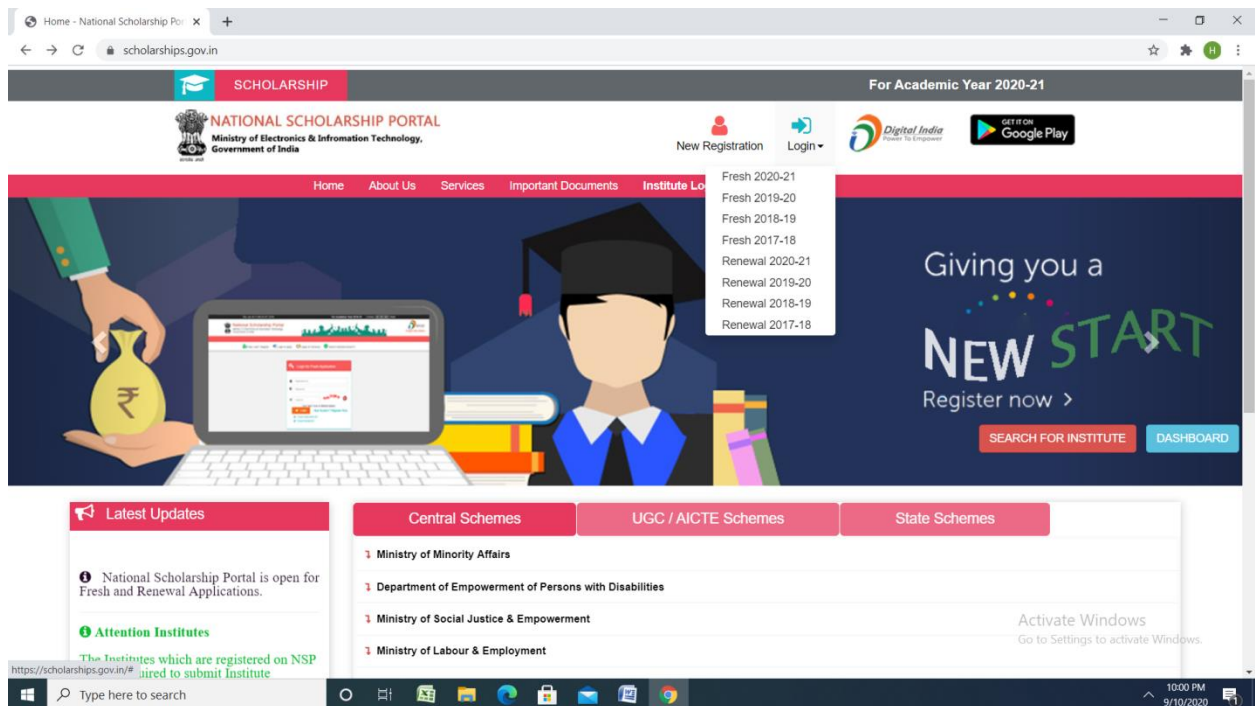
Type here to search

10:00 PM
9/10/2020



Renewal

Click renewal 2020-21



NSP - Login

scholarships.gov.in/renewal/loginPage.action

Department of Electronics & Information Technology
Ministry of Communications & IT, Govt. of India

Make To Empower
A Digital India Initiative

Login to your account AY:2020-21

Application Id is same as last year Student Registration Id

Application Id...

Password

Captcha... 7 6 5 8 6 6

Can't See? Click on Refresh Button.

Login

[Forgot Application Id?](#)
[Recover Password?](#)
[Update Mobile Number?](#)

In case of completion of course, you can not apply for renewal.
 Students eligible for renewal are advised not to apply in fresh category as duplicate applications will be rejected by NSP. In you want to apply for Fresh, withdraw your Renewal Application from NSP.

Activate Windows
Go to Settings to activate Windows.

Type here to search

9:58 PM
9/10/2020

Home - National Scholarship Por x

scholarships.gov.in

Application form

MOA MOE DOHE UGC MOTA RSPF IASB MOSI DEPD

SEARCH FOR INSTITUTE DASHBOARD

Latest Updates

National Scholarship Portal is open for Fresh and Renewal Applications.

Attention Institutes
The Institutes which are registered on NSP

HelpDesk
Candidates can contact the Help Desk for

Central Schemes

UGC / AICTE Schemes

State Schemes

Ministry of Minority Affairs

	Scheme Closing Date	Defective Verification	Institute Verification	Guidelines	FAQ
Pre Matric Scholarships Scheme for Minorities	Open till 31-10-2020	Open till 15-11-2020	Open till 15-11-2020	Guidelines	FAQ
Post Matric Scholarships Scheme for Minorities	Open till 31-10-2020	Open till 15-11-2020	Open till 15-11-2020	Guidelines	FAQ
Merit Cum Means Scholarship For Professional and Technical Courses CS	Open till 31-10-2020	Open till 15-11-2020	Open till 15-11-2020	Guidelines	FAQ

Type here to search

7:44 PM
9/12/2020

